



2017 Consolidated Annual Performance and Evaluation Report (CAPER)

Susan Miller

CITY OF EDMOND | 10 S. Littler Ave, Edmond, OK

CR-05 - Goals and Outcomes

Progress the jurisdiction has made in carrying out its strategic plan and its action plan. 91.520(a)

This could be an overview that includes major initiatives and highlights that were proposed and executed throughout the program year.

2017 is the third year of the City of Edmond's most current Five Year Consolidated Plan which will cover the years of 2015-2019. It is expected that all the goals identified in the Consolidated Plan will be reached during the five year period. There were accomplishments made in 2017 and City staff will continue to work towards the needs identified.

The Consolidated Annual Performance and Evaluation Report (CAPER) is an annual report for the City of Edmond's Community Development Block Grant Program (CDBG). The report describes the year-end status of all activities. The report covers the activities that were underway from October 1, 2017 through September 30, 2018.

The City of Edmond's Community Development Block Grant (CDBG) allocation for 2017 was \$383,127. At the end of the fiscal year \$412,581.19 was drawn down (using some unexpended funds from previous years); \$194,226.70 was spent on housing activities (rehabilitation and rehabilitation administration). Non-housing activities was 72,904.38, Public Services spent \$57,400 (within the 15% CAP), \$49,815.60 was expended on general program administration and fair housing, (under the 20% CAP), the Homebuyer Assistance program spent \$38,234.51.

Program Targeting

100% of the funds expended in 2017 assisted 4,300 very low, low/moderate income persons and households.

Comparison of the proposed versus actual outcomes for each outcome measure submitted with the consolidated plan and explain, if applicable, why progress was not made toward meeting goals and objectives. 91.520(g)

Categories, priority levels, funding sources and amounts, outcomes/objectives, goal outcome indicators, units of measure, targets, actual outcomes/outputs, and percentage completed for each of the grantee's program year goals.

Goal	Category	Source / Amount	Indicator	Unit of Measure	Expected – Strategic Plan	Actual – Strategic Plan	Percent Complete	Expected – Program Year	Actual – Program Year	Percent Complete
Administration	Administration	CDBG: \$	Other	Other	1	1	100.00%			
Code Compliance Assistance	Non-Homeless Special Needs	CDBG: \$	Housing Code Enforcement/Foreclosed Property Care	Household Housing Unit	4	0	0.00%	4	0	0.00%
Edmond Mobile Meals Program	Non-Homeless Special Needs	CDBG: \$	Public service activities other than Low/Moderate Income Housing Benefit	Persons Assisted	375	1244	331.73%	400	412	103.00%
Fair Housing Services	Affordable Housing Non-Homeless Special Needs	CDBG: \$	Public service activities other than Low/Moderate Income Housing Benefit	Persons Assisted	0	0				
Fair Housing Services	Affordable Housing Non-Homeless Special Needs	CDBG: \$	Other	Other	50	59	118.00%	50	29	58.00%
Homebuyer Assistance	Affordable Housing	CDBG: \$	Direct Financial Assistance to Homebuyers	Households Assisted	2	11	550.00%	10	9	90.00%
Homebuyer Assistance	Affordable Housing	CDBG: \$	Other	Other	0	0				
HOPE Center Medical Services	Non-Homeless Special Needs	CDBG: \$	Public service activities other than Low/Moderate Income Housing Benefit	Persons Assisted	50	139	278.00%	50	37	74.00%

HOPE Center Rental Assistance	Non-Homeless Special Needs	CDBG: \$	Public service activities other than Low/Moderate Income Housing Benefit	Persons Assisted	0	285		220	285	129.55%
HOPE Center Rental Assistance	Non-Homeless Special Needs	CDBG: \$	Public service activities for Low/Moderate Income Housing Benefit	Households Assisted	200	570	285.00%			
HOPE Center Rental Assistance	Non-Homeless Special Needs	CDBG: \$	Homelessness Prevention	Persons Assisted	0	285		0	285	
HOPE Center Transportation Program	Non-Homeless Special Needs	CDBG: \$	Public service activities other than Low/Moderate Income Housing Benefit	Persons Assisted	25	178	712.00%	50	11	22.00%
Neighborhoods Tree Program	Non-Homeless Special Needs	CDBG: \$	Buildings Demolished	Buildings	0	0		0	0	
Neighborhoods Tree Program	Non-Homeless Special Needs	CDBG: \$	Other	Other	10	13	130.00%	10	4	40.00%
Owner-occupied Housing Rehabilitation (OOHR)	Affordable Housing	CDBG: \$	Homeowner Housing Rehabilitated	Household Housing Unit	10	25	250.00%	12	8	66.67%
Project 66 Food Pantry	Non-Homeless Special Needs	CDBG: \$	Public service activities other than Low/Moderate Income Housing Benefit	Persons Assisted	50	2388	4,776.00%	200	613	306.50%

Safe Route Sidewalks	Public Improvements	CDBG: \$	Public Facility or Infrastructure Activities other than Low/Moderate Income Housing Benefit	Persons Assisted	0	1200		300	1200	400.00%
Safe Route Sidewalks	Public Improvements	CDBG: \$	Homeless Person Overnight Shelter	Persons Assisted	0	0		0	0	
Safe Route Sidewalks	Public Improvements	CDBG: \$	Overnight/Emergency Shelter/Transitional Housing Beds added	Beds	0	0		0	0	
Safe Route Sidewalks	Public Improvements	CDBG: \$	Other	Other	0	0				
UR Special Ministries	Non-Homeless Special Needs	CDBG: \$	Public service activities other than Low/Moderate Income Housing Benefit	Persons Assisted	1800	6722	373.44%	1500	1692	112.80%

Table 1 - Accomplishments – Program Year & Strategic Plan to Date

Assess how the jurisdiction’s use of funds, particularly CDBG, addresses the priorities and specific objectives identified in the plan, giving special attention to the highest priority activities identified.

The priority activities identified in the 2015-2019 Consolidated Plan and the 2017 Annual Action Plan were: Housing Rehabilitation, Homebuyer Assistance, Public Services, Neighborwoods Tree Program, Fair Housing and Code Violations.

- Housing Rehabilitations: The City of Edmond completed 8 housing rehabilitations this year. Four (4) were completed for single women head-of-households. There were three (3) families with children and one (1) senior couple. Right now we have 13 on our waiting list with three (3) in the process of completing the rehab. This has been a strange year for CDBG rehabs. The homes we have been in are in some of the worse conditions we have seen in a while, thus making it labor intense and costly. The residents read a notice the city sent out in March stating the terms in which we could assist them and we have received 15 from that notice. Some we have had to assist with emergency issues, such as no AC, no heat,

plumbing issues and roofs. We have completed the emergency part and they are on the waiting list to receive the full rehab as first come first serve. With the assistance from the CDBG rehabilitation program all the residents will be able to stay in their homes, not become homeless and have a safe and healthy environment in which to live. The rehabilitation program is at the top of the list in priorities, keeping residents in their homes with decent living conditions is the city's goal. When homes are vacant and in disarray, they are open to opportunities for negative activity for vermin, people, children and have a very negative impact on the neighborhood. Being able to rehab the home and keep a person or family in it gives empowerment to them to move forward in a positive manner and improve the neighborhood over all.

- Homebuyer Assistance. The CDBG program assisted 9 homebuyers to purchase homes within the city limits of Edmond. Three (3) of these were single women head-of-housholds with children, four (4) were single women head-of-household and two (2) were married couples. Three (3) of the residents were able to find an affordable home within the CDBG target area in Heritage Village which is a fairly new development that the Turning Point Ministries owns and sells to low to moderate income residents once they have gone through a process of approval. Two (2) have been renting with the option to purchase when possible. It has been so nice to see people able to find affordable housing once more in Edmond.

- Public Services assisted 3050 persons/families with a variety of public services offered in the City of Edmond. Edmond Mobile Meals, Hope Center (medical, transportation and rental assistance), U R Special with clothing to children, Project 66 Food Pantry. All of the public services met or exceeded their goals. There are many individuals and families that live within the city limits that depend on the public services. Supporting the Public Services is definitely an area in which the CDBG funds are used to assist a large number of residents. Overall the number of beneficiaries that received assistance were more than expected for the FFY 2017. The estimated amount was 2,791 with the final count being 3,050.

100% of the CDBG funding was used to assist the extremely low, low to moderate income residents. The majority of the residents live within the CDBG target area and use the Public Services in or close to the target area.

11/7/2016

CPD Maps

CPD Maps

Edmond City, OK

Layers

Legend

Print

Reports

Data Toolkit

Map Query

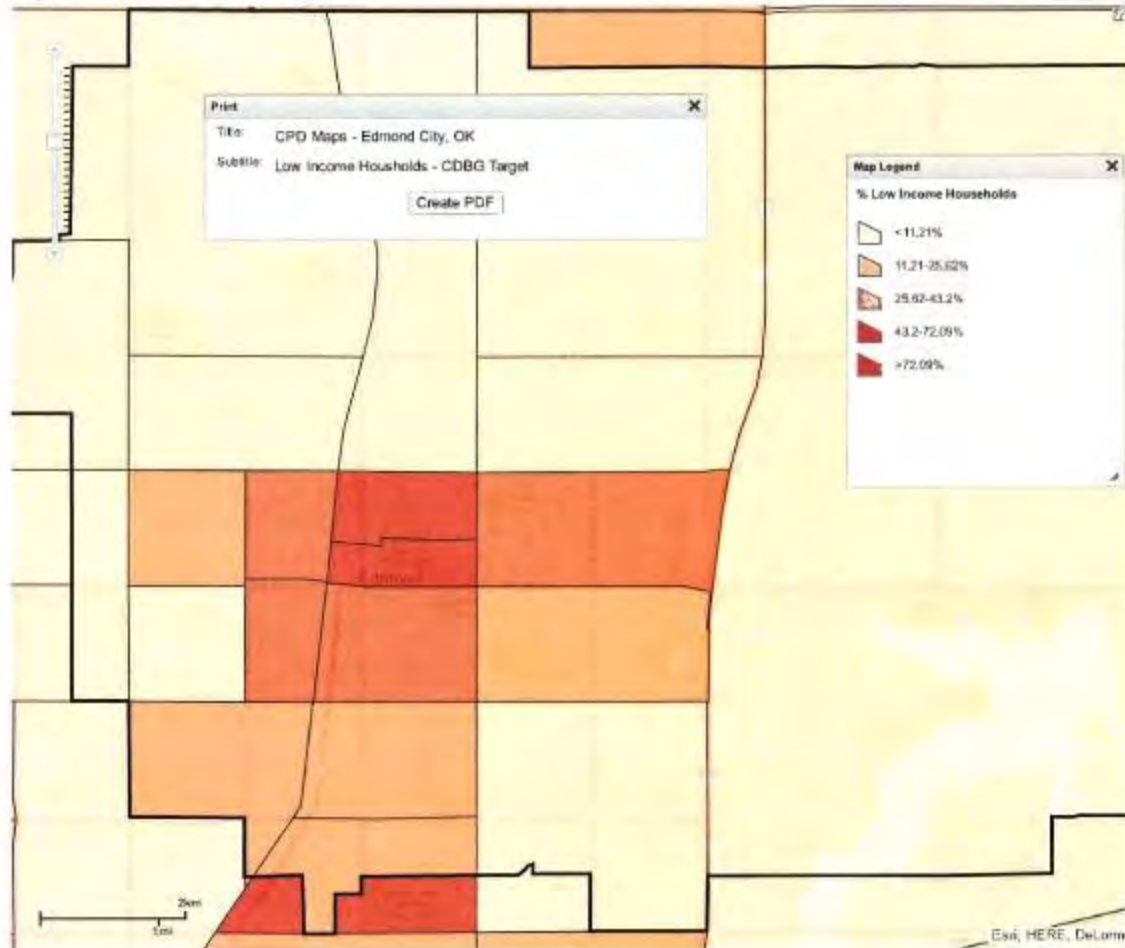
Grantee Summary

Upload

Basemap

Analytics

More Info



CDBG Target Area

11/7/2016

CPD Maps

CPD Maps

Edmond City, OK

Layers

Legend

Print

Reports

Data Toolkit

Map Query

Grantee Summary

Upload

Basemap

Analytics

More Info

Print

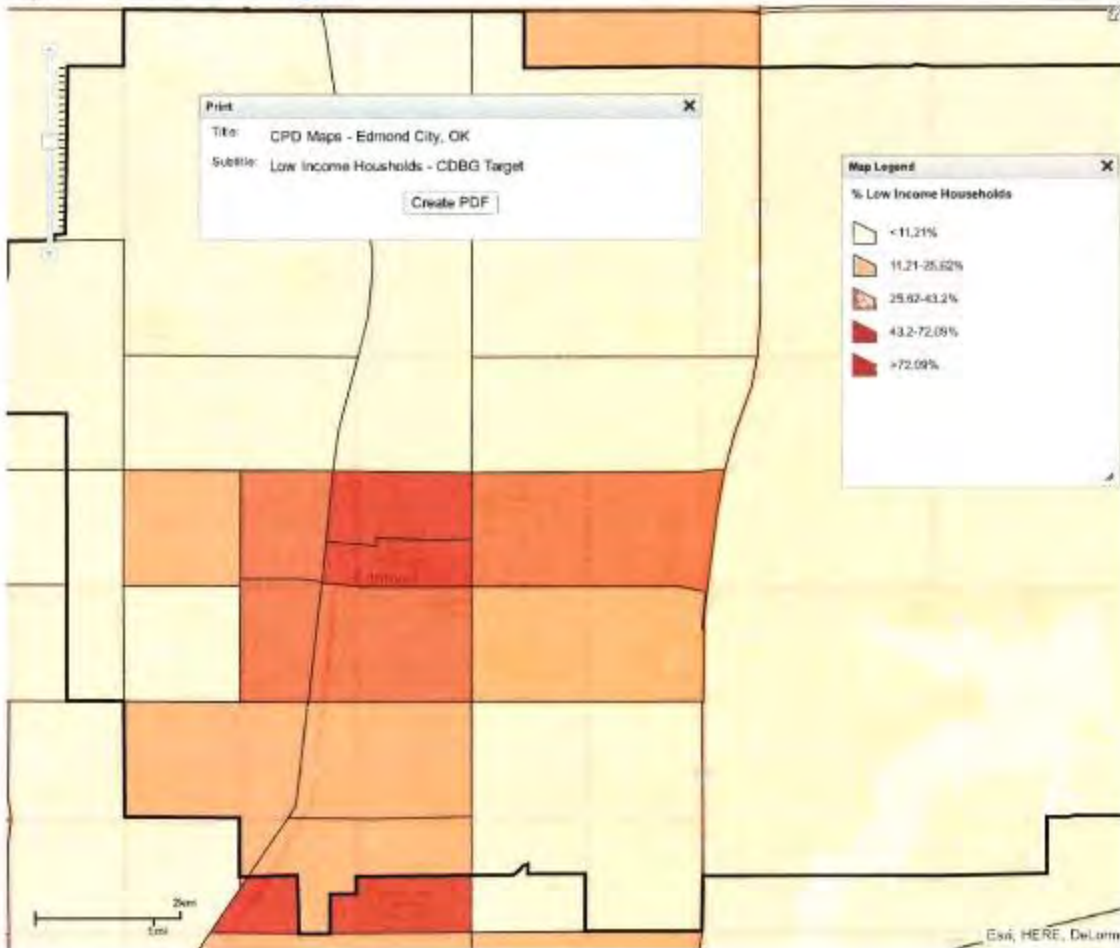
Title: CPD Maps - Edmond City, OK
Subtitle: Low Income Households - CDBG Target

Create PDF

Map Legend

% Low Income Households

- <11.21%
- 11.21-25.52%
- 25.52-43.2%
- 43.2-72.09%
- >72.09%



Extreme Low income

11/7/2016

CPD Maps

CPD Maps

Edmond City, OK

Layers

Legend

Print

Reports

Data Toolkit

Map Query

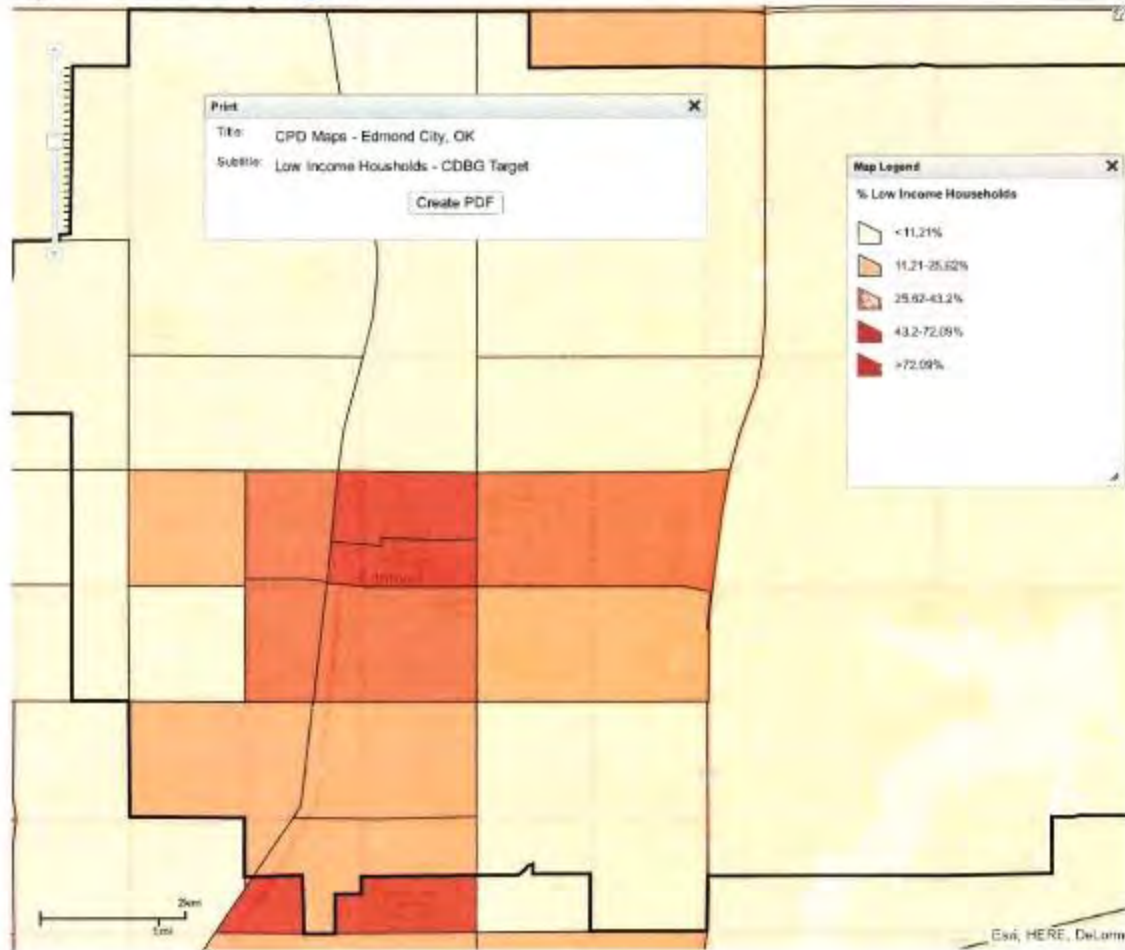
Grantee Summary

Upload

Basemap

Analytics

More Info



Low income

Sources of 2017-2018 Funds:	FFY 2017 CDBG Allocation	\$383,127
	Previous year CDBG funds	\$190,898
	Total Proposed Budget	\$574,025

Summary of Allocations below:	Housing and Non-housing Funds	\$439,931
	Public Service Activities (15% max.)	\$57,469
	Program Administration (20% max.)	\$76,625
	Total Allocated	\$574,025

Projects	Budget	Expended	Number of Beneficiaries
Housing Activities			
Housing Rehabilitation & Admin	\$240,000	\$ 194,226.70	8
Homebuyer Assistance	\$50,000	\$ 38,234.51	9
Safe Route Sidewalk	\$120,000	\$ 66,479.38	1200
Non-Housing Activities			
Neighborhoods Tree Program	\$10,000	\$ 6,425.00	4
Demolition & Code Compliance	\$20,000	\$ -	0
Public Services (15% max)			
UR Special Ministries, Inc.	\$17,700	\$ 17,700.00	1692
Edmond Mobile Meals	\$8,200	\$ 8,200.00	412
HOPE Center Gas Cards	\$3,000	\$ 3,000.00	11
HOPE Center Medical Services	\$2,000	\$ 1,118.00	37
HOPE Center Rental Assistance	\$24,500	\$ 27,262.00	285
Project 66 Food Pantry	\$2,000	\$ 120.00	613
Administration (20% max)			
Fair Housing Administration	\$12,000	\$ 12,000.00	29
General Administration	\$64,625	\$ 37,815.60	0
TOTAL	\$574,025	\$ 412,581.19	4,300

Expended with Beneficiaries

CR-10 - Racial and Ethnic composition of families assisted

Describe the families assisted (including the racial and ethnic status of families assisted).

91.520(a)

	CDBG
White	1,952
Black or African American	738
Asian	47
American Indian or American Native	75
Native Hawaiian or Other Pacific Islander	20
Total	2,832
Hispanic	902
Not Hispanic	3,100

Table 2 – Table of assistance to racial and ethnic populations by source of funds

Narrative

There were 4,300 person/families directly assisted thorough various CDBG programs in Edmond. All the families/persons assisted were very low, low to moderate income level.

The above table does not represent all the racial and ethnic composition of those person/families assisted with CDBG funds.

The table does not contain:

American Indian and White group: 29

Black and White group: 81

American Indian/Black group: 19

Asian and White group: 14

Other group: 126

CR-15 - Resources and Investments 91.520(a)

Identify the resources made available

Source of Funds	Source	Resources Made Available	Amount Expended During Program Year
CDBG	CDBG	574,025	412,582
HOME	HOME		
HOPWA	HOPWA		
ESG	ESG		
Other	Other		

Table 3 - Resources Made Available

Narrative

City of Edmond's Community Development Block Grant (CDBG) allocation for 2017 was \$383,127. At the end of the fiscal year \$412,581 was expended (using some unexpended funds from previous years); \$194,227 was spent on housing activities (rehabilitation and rehabilitation administration). Non-housing activities was \$72,904, Public Services spent \$57,400 and stayed within the 15% CAP. \$49,816 was spent on general program administration and Fair Housing, staying under the 20% CAP. The Homebuyer Assistance program spent \$38,235

The City of Edmond does not receive funding for ESG, HOPWA or HOME funds.

Identify the geographic distribution and location of investments

Target Area	Planned Percentage of Allocation	Actual Percentage of Allocation	Narrative Description
City wide (determined by need and eligibility)	100		City wide (determined by need and eligibility)

Table 4 – Identify the geographic distribution and location of investments

Narrative

100% of the CDBG funding was used to assist the very low, low, and low to moderate income residents. The majority of the residents live within the CDBG target area and use the Public Services in or close to the target area.

Census Tracts: 108203, Block Groups 1, 2 and 3; 108204, Block Group 1; 108208, Block Groups 1, 4, and 5; 108201, Block Group 1 and 4; 108207, Block Groups 1, 2, and 3.

The target area is from Kelly and Danforth south to 15th street, east to Rankin, north to 2nd Street, east to Bryant, north to Ayers, west to Chowing, and north to Danforth.

Most of the rehabilitations were within the very low, low to mod income census tracts of Edmond, with the lowest property values, oldest homes and infrastructure, highest energy use per square foot and greatest potential for neighborhood revitalization and affordable housing construction. The geographic

allocations of the City's CDBG funds is guided by the determination that these funds can have the greatest impact when targeted to specific areas, essentially it's at-risk residents.

Leveraging

Explain how federal funds leveraged additional resources (private, state and local funds), including a description of how matching requirements were satisfied, as well as how any publicly owned land or property located within the jurisdiction that were used to address the needs identified in the plan.

\$66,479 of CDBG funds were used in 2017 to assist completing the Four-foot wide, ADA safe sidewalk route along the north side of Main street, from Fretz to Story, then sidewalks on on the north to south side streets to connect with the Ida Freeman Elementary School. The total cost of the sidewalk project will be approximately \$326,063 upon completion, using approximately 88,000 of CDBG funds. The City of Edmond used the remaining 1996 Sales Tax Funds for Safe Routes to School funds in the amount of \$238,063.05. This sidewalk project should assist over 1,200 residents to safely travel to the Splash Pad at the end of Story, for children to get to and from Ida Freeman Elementary School and for the disabled and seniors to travel around the park and neighborhood. The amount of residents assisted is an estimate, but from the enrollment of the school, which is 517, residents visiting the splash pad and the population of this area, this estimate is under the amount of actual residents that the city thinks will be assisted.

The sidewalk is located in the CDBG target area for low to mod income residents. Households in the census tract is 1,323 with 435 low income households. Poverty rate is 16.93% with housing cost burden of 39.68%.

The City of Edmond had most of the funding through the 1996 Sales Tax Fund of Safe Sidewalks. The City asked CDBG if the program could pick up any amount that was not covered which will be below \$100,000. It was a very good way to leverage using CDBG funds to assist the city with safe sidewalks for the children and residents in the low to mod income area. Therefore keeping them out of the street.

CR-20 - Affordable Housing 91.520(b)

Evaluation of the jurisdiction's progress in providing affordable housing, including the number and types of families served, the number of extremely low-income, low-income, moderate-income, and middle-income persons served.

	One-Year Goal	Actual
Number of Homeless households to be provided affordable housing units	0	0
Number of Non-Homeless households to be provided affordable housing units	12	8
Number of Special-Needs households to be provided affordable housing units	0	0
Total	12	8

Table 5 – Number of Households

	One-Year Goal	Actual
Number of households supported through Rental Assistance	280	285
Number of households supported through The Production of New Units	0	0
Number of households supported through Rehab of Existing Units	12	8
Number of households supported through Acquisition of Existing Units	0	0
Total	292	293

Table 6 – Number of Households Supported

Discuss the difference between goals and outcomes and problems encountered in meeting these goals.

The City had established the goal to assist 12 owner-occupied residents with rehabilitations. The program completed 8 rehabilitations for this year. Through educating the residents this year with a notice published about the rehabilitation program, the city had 19 residents apply for the program. We were able to complete 8 of those 19 with a waiting list for 2018. The homes we have assisted have been in very bad shape along with mold being a large issue in two of them. This has taken time to complete

the mold remediation on the 2 homes. Some of the residents have lived so long in such disarray that they really don't understand the health issues that come from living in a such a home.

Through the public service organization– Hope Center of Edmond, their rental assistance program had a goal of 280 for fiscal year 2017, they exceeded the goal by assisting 285 persons/families with extremely low, low to moderate income, with CDBG funds and were able to help them stay in their homes.

Discuss how these outcomes will impact future annual action plans.

The rehabilitation program is a very successful program in the City of Edmond. It gives persons/families the ability to stay in their homes, in a safe and healthy environment. With the rehabs that we do, the program assist person/families to bring their home up to code and HUD standards, making them safer and healthier. With the amount of persons/families assisted each year with limited funding, this program continues to be needed and will continue to be funded in future Annual Action Plans. The public service organization– Hope Center of Edmond, has given many persons/families the ability to get rental assistance once every twelve months so they will not be evicted. This further assist persons/families from having to come up with moving expenses, utilities being changed, undo stress on the persons/families, children having to change schools or even worse the family becoming homeless. The success of this program has shown its worth and will continue to be funded.

Include the number of extremely low-income, low-income, and moderate-income persons served by each activity where information on income by family size is required to determine the eligibility of the activity.

Number of Households Served	CDBG Actual	HOME Actual
Extremely Low-income	1,284	0
Low-income	2,372	0
Moderate-income	615	0
Total	4,271	0

Table 7 – Number of Households Served

Narrative Information

All citizens of the City of Edmond have the right to live and raise their families in homes that are safe and healthy, at a cost that allows them to afford the other necessities of life. The free-market for housing is often not an affordable market for low to mod-income residents, including the elderly and disabled, as well as many workers whose wages have not kept up with housing cost. Without rehabilitation and/or general housing assistance, housing conditions will deteriorate or become too expensive to maintain and push people into fomelessness.

Without our Public Services many low, low to moderate residents would not receive the services that benefit their families. Services include meals to homebound residents, clothing for children, rental, medical and transportation services and the ability to select and receive food for their families. Many

would have hazardous or diseased trees that could cause health problems or endanger their homes or themselves.

Housing is the essence of the City of Edmond's neighborhoods. Support for affordable housing allows seniors and others to remain in their homes and neighborhoods. Homebuyer purchase and rehabilitation programs allow the next generation of residents to own and stay in their home. Fair Housing does not require income limits qualification.

CR-25 - Homeless and Other Special Needs 91.220(d, e); 91.320(d, e); 91.520(c)

Evaluate the jurisdiction's progress in meeting its specific objectives for reducing and ending homelessness through:

Reaching out to homeless persons (especially unsheltered persons) and assessing their individual needs

Edmond, as part of the Oklahoma City, MSA, refers homeless individuals and families to shelters within the Oklahoma City Continuum of Care (CoC). Local Edmond supportive service providers (Edmond Family Services, Hope Center of Edmond, Samaritan House, Red Rock Behavioral Health and Ministries of Jesus Clinic) address the needs of the city's homeless and at-risk persons and families through coordination and referral to shelters and supportive service providers within the Oklahoma City Continuum of Care (CoC).

The City of Edmond is prioritizing homeless and prevention activities by offering owner-occupied rehabilitation, funding non-profits agencies for rental assistance, Fair Housing and landlord-tenant education and public service programs. Additionally, the city will monitor any new LIHTC developments to identify if any units are set-aside for the homeless.

The City of Edmond will be conducting their 2nd Point-in-time study in January 2019 with the assistance of Oklahoma City Continuum of Care (CoC) to determine the homeless count for the City of Edmond. There were 20, in 2017, that said they were homeless but only 10 would fill out the survey. According to the police department for the City of Edmond, that is about the correct number. The city has 6 that stay close by. We rely on our local police officers and public services to keep us informed as to the needs of the chronically homeless. They have voiced they do not want any assistance at this time to find shelter. They visit our public services for food, clothing and medical attention. The police visit with them on a regular schedule to make sure they are alright and have not changed their minds on assistance. The other homeless that have been reported by public services come to Edmond on our fare-free transit system to get away from the violence in Oklahoma City and they stay the day and then go back to OKC at night to a shelter.

Edmond relies on local nonprofits efforts, the Oklahoma City Continuum of Care (CoC) and the Coalition to End Poverty to address homeless needs of the City.

Addressing the emergency shelter and transitional housing needs of homeless persons

Not Applicable

Helping low-income individuals and families avoid becoming homeless, especially extremely low-income individuals and families and those who are: likely to become homeless after being discharged from publicly funded institutions and systems of care (such as health care facilities, mental health facilities, foster care and other youth facilities, and corrections programs and institutions); and, receiving assistance from public or private agencies that

address housing, health, social services, employment, education, or youth needs

Assisting low-income individuals and families to avoid becoming homeless using the CDBG rehabilitation program to bring their homes up to code and HUD standards is the main focus for the city. The rental assistance program through the Hope Center and St. John's Church assist persons/families with rental assistance once every 12 months to keep them from becoming homeless or having to move. OHFA assist with vouchers for the City of Edmond. Right now there are 421 persons/families receiving assistance in Edmond. OHFA is now accepting applications for rental assistance. Families with children do have priority.

The City of Edmond does not have any public housing.

Helping homeless persons (especially chronically homeless individuals and families, families with children, veterans and their families, and unaccompanied youth) make the transition to permanent housing and independent living, including shortening the period of time that individuals and families experience homelessness, facilitating access for homeless individuals and families to affordable housing units, and preventing individuals and families who were recently homeless from becoming homeless again

As the Veterans Administration is part of the Journey Home effort, (located in the OKC Metro Area) veterans and their families are served by the program with VASH and other veteran's housing resources used for housing support. Additionally, services can be provided to veteran's families by Goodwill through the Supportive Services for Veteran's Families program. Service providers in the community, who partner with the City, direct homeless persons to the appropriate services and financial assistance needed to achieve independent living. This may include assistance in obtaining permanent housing, medical treatment, mental health treatment, counseling, supervision, and other government or private assistance available such as:

- • Medicaid
- • Supplemental Nutrition Assistance Program (SNAP)
- • Women, Infants and Children (WIC)
- • Federal-State Unemployment Insurance Program
- • Social Security Disability Insurance
- • Supplemental Security Income
- • Child and Adult Care Food Program
- • Veterans Services

The City of Edmond does not receive ESG or HOME and Rapid Transition to Housing (HEARTH)

CR-30 - Public Housing 91.220(h); 91.320(j)

Actions taken to address the needs of public housing

Not Applicable - Edmond does not have any public housing at this time. The Oklahoma Housing Finance Agency (OHFA) has the Section 8 housing for Edmond.

Actions taken to encourage public housing residents to become more involved in management and participate in homeownership

Not Applicable

Actions taken to provide assistance to troubled PHAs

CR-35 - Other Actions 91.220(j)-(k); 91.320(i)-(j)

Actions taken to remove or ameliorate the negative effects of public policies that serve as barriers to affordable housing such as land use controls, tax policies affecting land, zoning ordinances, building codes, fees and charges, growth limitations, and policies affecting the return on residential investment. 91.220 (j); 91.320 (i)

The City will continue to offer its owner-occupied housing rehabilitation program. This program plays a key part in affordability because it allows an owner to stay in the home longer with a decrease in utilities and repair costs. Housing rehab extends the livability of a home, increases its energy efficiency and in some cases, makes the home more accessible.

In order to attract non-profit and for-profit development partners, as requested, the City will consider various alternatives to help off-set the high cost of land associated with the development of affordable housing. The City will provide a copy of the recent housing needs assessment, local ordinances, planning and zoning applications and assist and/or support them with applications for state and federal funds or tax credits. "Soft" public financing tools and/or deferring and/or forgiving a portion of hard development costs reduces long-term debt amounts that are passed on to low-income residents in the form of more affordable payments or rents.

The public is always notified of any meetings in advance and encouraged to attend and participate.

The City of Edmond assists the Heritage Village Community development, by installing all the infrastructure for the development to aide with the affordable housing. It is now about halfway built out with affordable homes.

The City of Edmond wrote a support letter for the development of senior housing to OHFA.

The City of Edmond is reviewing the zoning ordinances to see if there might be barriers to the development of affordable housing. Any re-zoning request for affordable housing would go before the Planning Commission and City Council for approval. The City of Edmond is creating an Edmond Plan for the future of the city, includes new zoning ordinances and is looking at ways to improve livability in Edmond.

Barriers to affordable housing can be directly related to the supply and demand issues we currently face.

The demand for housing is so great in this area that it drive up the cost to acquire a home. Some affordable housing in Edmond is not considered affordable. The City of Edmond promotes decent affordable housing efforts but since there isn't any state, local or federal regulations on the conditions to rent, this barrier will be difficult to overcome.

Actions taken to address obstacles to meeting underserved needs. 91.220(k); 91.320(j)

Grant funds are utilized to provide services and activities that benefit the various segments of lower-income populations in a responsible and comprehensive manner. Funds are allocated to activities that are not duplicative or competitive. Funds are allocated to activities that are designed to serve all segments of the population in the areas of concentrated lower-income persons.

The primary weakness in the delivery system is lack of funds to address the identified needs within the community. The City addresses underserved needs by prioritizing the programs believed to provide the

most benefit to the greatest number of lower-income residents in concentrated low-income neighborhoods.

The City continues to work with partners (Developers, Engineers, City Staff, non-profit and for profit organizations and residents) to examine obstacles, such as benefit cliffs, and to advocate for appropriate policy changes. In addition, the City has encouraged local agencies to explore ways to deliver services in a more cost-effective and efficient manner, as well as cooperate between agencies.

For the 2017 fiscal year, the City of Edmond and the CDBG program did finish installing sidewalks in the low income census tract area to keep pedestrian traffic out of the streets. Main Street is one of the streets that connects Fretz to Kelly and carries a heavy load of vehicle traffic as well as pedestrians. This is an area where the City installed a Splash Pad across the street from one of the city parks and is in need of a safe route for residents., it will also connect to another sidewalk that goes to an Elementary School hence opening a safe way for children to get to school.

Actions taken to reduce lead-based paint hazards. 91.220(k); 91.320(j)

In the years since the federal government's ban on the use of lead-based paint, the City has developed and implemented lead paint evaluation and mitigation policies. These polices were incorporated into the City's CDBG assisted affordable housing programs.

All existing dwellings constructed prior to 1978 receiving CDBG assistance undergo an assessment to determine the presence of lead-paint. All contractors and the rehab consultant, performing rehabilitation work in Edmond's CDBG Program are State Certified Lead-Based Paint Risk Assessors. Any CDBG-assisted dwellings determined to contain lead paint receive appropriate abatement measures using contractors licensed and certified to mitigate lead paint hazards.

CDBG assisted households with children 6 years of age and under are required to undergo blood lead screening to determine their level of lead exposure and results are subsequently reported to the Oklahoma State Department of Health. The City will coordinate its affordable housing activities with the Oklahoma State Department of Health's Childhood Lead Poisoning Prevention Program by asking households with children 6 years or younger to complete the Lead Exposure Risk Assessment Questionnaire in order to further identify children that may need to receive blood lead level testing.

Actions taken to reduce the number of poverty-level families. 91.220(k); 91.320(j)

Although the city's rate of poverty is low, relative to the state. The negative effects on families and individuals is unacceptable. To reduce the incidence of poverty within the community, the city's goal is to improve the conditions in which low-income people live and support partnerships among providers of service to low-income people.

Housing and Community Development Programs proposed by the city support these antipoverty goals.

Programs include:

- Owner Occupied Rehabilitation
- HOPE Center Rental Assistance
- Neighborwoods Program
- Code Compliance

- For Children - UR Special Ministries Clothing Assistance Program
- Hope Center - Transportation and Edmond's no-cost Citylink Transit System
- Hope Center - Medical Services Program (Prescriptions or lab costs)
- Edmond Mobile Meals
- Project 66 Food Pantry (supplying persons/families with a grocery type environment to select food for themselves)
- Consumer education about fair housing, housing counseling, and homeownership

Several social agencies in Edmond and Oklahoma County presently assist the homeless and persons/households who are at-risk and below the poverty line. Edmond's policy is to work with local community based organizations to address poverty. The City strives to network with service providers, state agencies and community organizations to expand job opportunities and facilitate a cohesive antipoverty assistance network. Affordable housing production and preservation efforts will be coordinated and marketed through CDBG subrecipients, the community and faith-based organizations.

Actions taken to develop institutional structure. 91.220(k); 91.320(j)

The City of Edmond Community Development Department has encouraged partnerships with many of the Public Services and non-profit, agencies within the city limits and has reached out to the Oklahoma City MSA agencies to find better ways to implement, oversee and monitor programming more efficiently and more effectively to meet the increasing demands for services and funding with significantly fewer resources. In this time of budget reduction all agencies have agreed we need to support each other and work more closely with county governments, health department, school representatives, state organizations and community housing development organizations to assist us all with achieving our goals. The City of Edmond continues to work closely with these partners and communicates with them on a regular basis.

Actions taken to enhance coordination between public and private housing and social service agencies. 91.220(k); 91.320(j)

The City of Edmond's main focus for 2017 was centered on activities designed to provide housing assistance, housing rehabilitation and social services to the underserved population. This was related to the extremely low, low-mod income, at-risk of being homeless, elderly, families with children, single person households, person with mental and physical disabilities, persons with special needs, veterans and persons with HIV-AIDS, dwelling within the city. The city communicated with OHFA to assure all vouchers were being used and what the expected time frame for applying for a voucher was. CDBG offered the Homebuyer Assistance down payment and owner-occupied rehabilitation of homes. The public and social services all met to share information with each other and to see if there were any gaps that needed to be filled. The city created a Resource Guide so that all agencies would know how to assist the homeless and underserved.

Identify actions taken to overcome the effects of any impediments identified in the jurisdictions analysis of impediments to fair housing choice. 91.520(a)

One of the impediments that was addressed in 2017 was the need for improved fair housing education. The city staff worked closely with the University of Central Oklahoma (UCO) to inform students that were coming in for the new school year about fair housing. They were given pamphlets and their questions were answered concerning their responsibility as a tenant and the landlord's responsibility. The city's Code department handed out pamphlets to renters when there was a code violation on the property so the tenant would know about fair housing and who might be responsible for the violation. The Citizen Participation Committee (CPC) is still working on other ways to reach other residents, landlords and property managers to answer questions or to inform them about fair housing laws.

2. The city also had a meeting to discuss the creation of a local Fair Housing Board with enforcement capabilities.

At this time the City of Edmond does not consider Fair Housing to be a large enough issue that it would be feasible to create such a board. MFHC in 2017 only had 29 issues for the City of Edmond.

Consequently, additional staffing for the city is not being considered at this time. With budget cuts the funding can be put to better use elsewhere. The CDBG Coordinator is the first point of contact for fair housing. If they do not know about Metro Fair Housing then the Coordinator advises them who to contact for fair housing issues.

Edmond will pursue fair housing choices for its residents using the Analysis of Impediments to Fair Housing Choice recommendations presented in the report. City Government cannot bring about the change necessary to reduce or remove these impediments acting on its own. To fully achieve the objective of housing choice for all, the City needs the support and engagement of private and public stakeholders and partners, fair housing agencies, and its residents.

CR-40 - Monitoring 91.220 and 91.230

Describe the standards and procedures used to monitor activities carried out in furtherance of the plan and used to ensure long-term compliance with requirements of the programs involved, including minority business outreach and the comprehensive planning requirements

City Council reviews and approves CDBG projects and initiatives annually. The CDBG division is part of the Planning Department and is responsible for carrying out the day to day operations and implementation of funded projects and activities with daily monitoring based on the nature and complexity of individual projects. Housing rehabilitation work write-ups and inspections are contracted to an individual experienced in CDBG owner occupied rehabilitation and energy efficiency activities. The City's Administrative Support Department provides financial, human resources, administrative and information services. This includes procurement and requests for financial draws for payment of subrecipient and other contractors.

Automated paper project and program files are maintained at the department level. All records are subject to the state's Open Records and Federal Freedom of Information Acts. As part of the annual independent audit, federally funded activities are audited to determine compliance with grant provisions and federal guidelines.

Prior to project implementation, all housing and community development projects proposed for funding with CDBG resources are reviewed by the CD division for eligibility under the Federal regulations, environmental review and to ensure consistency with the Council-adopted Consolidated Plan.

Each month the Community Development Coordinator reviews financial reports and division program reports against planned activities to monitor performance in meeting goals and objectives set forth in the Consolidated Plan. The coordinator also meets with the Planning Department bi-monthly and reports on the performance of the CDBG program. The Citizen Participation Committee meets to discuss performance and any issues that might come up.

The city's public service subrecipient have written agreements outlining CDBG program requirements and monitoring procedures. All subrecipient must submit signed income eligibility certificates for clients served, as well as beneficiary data when requesting funds. The city staff, once a year, makes an on site visit to each public service to monitor the operation of each public service.

The City works with the Edmond Economic Development Authority to reach out to any minority business that comes to Edmond.

Long-term program compliance with CDBG and other program requirements are ensured through the use and maintenance of required documentation that is retained by the City for a minimum of 5 years. Housing Rehabilitation or Homebuyer Assistance funds are secured by a second mortgage that is filed at the Oklahoma County Courthouse for the amount expended on each home. Payback is not required unless the property owner sells or leases the property within a five-year period.

Citizen Participation Plan 91.105(d); 91.115(d)

Describe the efforts to provide citizens with reasonable notice and an opportunity to comment on performance reports.

A notice of Public Hearing dated November 13, 2018 was posted in the city's public buildings, website and the library plus published in the Edmond Sun newspaper November 14, 2018, starting a 21 day public comment period. The first public meeting was held November 29, 2018 at the Citizen Participation Committee meeting, which also had an agenda posted, stating it was the first of the 2 public hearings. There were 2 present. The second public hearing was December 10, 2018 at the City Council meeting. There were 41 present. As stated in the notices, the public may come by the city office or email the CDBG coordinator to review a copy of the draft CAPER and they may send written comments on the CAPER to the CDBG Department, 10 S. Littler Ave, Edmond, OK 73034. There were no comments received.

City Council approved acceptance of the CDBG CAPER December 10, 2018.

Any non-English speaking persons that would like to make a comment or attend a public meeting may call or email the ADA Coordinator for a translator for any public meeting. Contact the ADA Coordinator by phone: 405-359-4518, TDD: 405-359-4702, or email: ADAcoordinator@edmondok.com .

(Notice as published)

Published in The Edmond Sun,
Edmond, Oklahoma 73034, No-
vember 14, 2018.
NOTICE OF PUBLIC HEARINGS
November 14, 2018

City of Edmond
Planning Department/CDBG
10 S. Litter
P.O. Box 2470
Edmond, OK 73034-2470
405-258-4194

TO ALL INTERESTED AGENCIES,
GROUPS, AND PERSONS:

The City of Edmond will hold 2
Public Hearings regarding the
Community Development Block
Grant (CDBG) Consolidated An-
nual Performance and Evaluation
Report (CAPER) for the federal fi-
scal year 2017. Citizen comments at
the public hearings is requested.

**CITY OF EDMOND
CONSOLIDATED ANNUAL
PERFORMANCE AND
EVALUATION REPORT ON
THE USE OF CDBG FUNDS FOR
FEDERAL FISCAL YEAR 2017.**

The City of Edmond CAPER is
available for public comments from
November 20, 2018 through De-
cember 10, 2018.

The first public hearing is at the
CDBG Citizen Participation Com-
mittee meeting on **Thursday, No-
vember 29, 2018** at 4:30PM at the
Planning & Public Works Center at
10 S. Litter Avenue, in PPW 104.
The final public hearing is **Monday,
December 10, 2018** at 5:30PM in
the Edmond City Council Cham-
bers at 80 S. Litter Avenue. The
Edmond City Council will review
and consider final acceptance of
the CAPER.

The CAPER is required by the
Housing and Community Develop-
ment Act of 1974, as amended, in
carrying out its statutory responsi-
bility to review each grantee's per-
formance. The CAPER is designed
to provide a summary of how a
grantee utilized its entitlement
funds during the reporting period to
meet national objectives, as well as
providing information on the
budget, expenditures and activity
accomplishments. The CAPER is
also used by grantees to inform citi-
zens on the use and accomplish-
ments of the CDBG program. The
City of Edmond CDBG reporting
period was October 1, 2017 to Sep-
tember 30, 2018. The CAPER will
be submitted to HUD on or before
December 14, 2018.

All interested persons are en-
couraged to attend the public hearing.
Those persons who wish to inspect
the CAPER documents, or want ad-
ditional information regarding the
CAPER, may call the City of Ed-
mond CDBG office at (405)
258-4694 or come by the office at
10 S. Litter, Edmond, Oklahoma
during regular business hours,
Monday through Friday, or via
email at
susan.miller@edmondok.com.

Proof of Publication

Oklahoma County, State of Oklahoma

NOTICE OF PUBLIC HEARINGS Case No:

Affidavit of Publication

State of Oklahoma, County of Oklahoma, ss:
I, the undersigned publisher, editor or Authorized Agent of the Legal
Notices, do solemnly swear that the attached advertisement was
published in said paper as follows:

1st Publication November 14, 2018

That said newspaper is in the city of Edmond, Oklahoma County,
Oklahoma, a Daily newspaper qualified to publish legal notices,
advertisements and publications as provided in Section 106 of Title
25, Oklahoma Statutes (1971), as amended, and complies with all
other requirements of the laws of Oklahoma with reference to legal
publications.

That said Notice, a true copy of which is attached hereto, was
published in the regular edition of said newspaper during the period
and time of publications and not in a supplement, on the above

James Miller

Signature

Subscribed and sworn before me on this 14th day of November
2018.



Stephanie Moler

Notary Public

My commission expires February 6, 2019, Commission # 15001187

Cost of Publication \$ 54.80
Ad # 00473997 Acct # 23156432

Publisher's Address:
The Edmond Sun
P. O. Box 2470
Edmond, OK 73034-2470

Proof of Publication

CR-45 - CDBG 91.520(c)

Specify the nature of, and reasons for, any changes in the jurisdiction's program objectives and indications of how the jurisdiction would change its programs as a result of its experiences.

Does this Jurisdiction have any open Brownfields Economic Development Initiative (BEDI) grants?

No

[BEDI grantees] Describe accomplishments and program outcomes during the last year.

CR-45 - CDBG 91.520(c)

Specify the nature of, and reasons for, any changes in the jurisdiction's program objectives and indications of how the jurisdiction would change its programs as a result of its experiences.

Does this Jurisdiction have any open Brownfields Economic Development Initiative (BEDI) grants?

No

[BEDI grantees] Describe accomplishments and program outcomes during the last year.

Attachment

2017 Cover Page




2017 Consolidated Annual Performance and Evaluation Report (CAPER)

Susan Miller

CITY OF EDMOND | 10 S. Littler Ave, Edmond, OK

PR-26 - 2017

	OFFICE OF HOUSING PLANNING AND DEVELOPMENT U.S. DEPARTMENT OF HOUSING AND URBAN DEVELOPMENT (Integrated Disbursement and Information System) HUD - CAP Financial Summary Report Program Year 2017 BOSTON, MA	DATE: 11/20/18 TIME: 1:50 PAGE: 1
---	---	---

PART I: SUMMARY OF CDBG RESOURCES		
01 LINES FROM CDBG FUNDS AT END OF PREVIOUS PROGRAM YEAR		125,029.03
02 ENLIGHMENT GRANT		333,177.00
03 SUPPLEMENTAL URBAN REFINANCING		0.00
04 SECTION 100 GUARANTEED LOAN FUNDING		0.00
05 CURRENT YEAR PROGRAM INCOME		29,010.42
06 CURRENT YEAR SECTION 100 PROGRAM INCOME (FOR STATE)		0.00
07 FUNDS RECEIVED FROM THE LOCAL CDBG ACCOUNT		0.00
08 FUNDS RETURNED TO THE LOCAL CDBG ACCOUNT		0.00
09 ADJUSTMENT TO COMPUTE TOTAL AVAILABLE		0.00
10 TOTAL AVAILABLE (SUM, LINES 01-09)		488,452.45
PART II: SUMMARY OF CDBG EXPENDITURES		
11 DISBURSEMENTS OTHER THAN SECTION 100 REPAYMENTS AND HOUSING ADMINISTRATION		364,765.59
12 ADJUSTMENT TO COMPUTE TOTAL AMOUNT SUBJECT TO LOW/MOD BENEFIT		0.00
13 AMOUNT SUBJECT TO LOW/MOD BENEFIT (LINE 11 + LINE 12)		364,765.59
14 DISBURSEMENTS FOR PLANNING/ADMINISTRATION		49,913.00
15 DISBURSED IN DUES FOR SECTION 100 REPAYMENTS		0.00
16 ADJUSTMENT TO COMPUTE TOTAL EXPENDITURES		0.00
17 TOTAL EXPENDITURES (SUM, LINES 11-16)		414,678.59
18 UNRECORDED BALANCE (LINE 10 - LINE 17)		473,773.86
PART III: LOW/MOD BENEFIT THIS REPORTING PERIOD		
19 EXPENDED FOR LOW/MOD HOUSING IN SPECIAL AREAS		0.00
20 EXPENDED FOR LOW/MOD MULTIFAMILY HOUSING		0.00
21 DISBURSED FOR OTHER LOW/MOD ACTIVITIES		760,765.59
22 ADJUSTMENT TO COMPUTE TOTAL LOW/MOD BENEFIT		0.00
23 TOTAL LOW/MOD BENEFIT (SUM, LINES 19-22)		760,765.59
24 CURRENT LOW/MOD BUDGET (LINE 23/LINE 10)		100.00%
LOW/MOD BENEFIT FOR MULTI-YEAR CERTIFICATIONS		
25 PROGRAM YEARS (NY) COVERED IN CERTIFICATION	PR: NY: NY:	
26 CUMULATIVE NET EXPENDITURES SUBJECT TO LOW/MOD BENEFIT (COLLECTION)		0.00
27 CUMULATIVE EXPENDITURES BENEFITING LOW/MOD PERSONS		0.00
28 PERCENT BENEFIT TO LOW/MOD PERSONS (LINE 27/LINE 26)		0.00%
PART IV: PUBLIC SERVICE (PS) CAP CALCULATIONS		
29 DISBURSED IN DUES FOR PUBLIC SERVICES		57,444.00
30 PS UNLIQUIDATED OBLIGATIONS AT END OF CURRENT PROGRAM YEAR		0.00
31 PS UNLIQUIDATED OBLIGATIONS AT END OF PREVIOUS PROGRAM YEAR		0.00
32 ADJUSTMENT TO COMPUTE TOTAL PS OBLIGATIONS		0.00
33 TOTAL PS OBLIGATIONS (LINE 29 + LINE 30 + LINE 31 + LINE 32)		57,444.00
34 ENLIGHMENT GRANT		333,127.00
35 PRIOR YEAR PROGRAM INCOME		0.00
36 ADJUSTMENT TO COMPUTE TOTAL SUBJECT TO PS CAP		0.00
37 TOTAL SUBJECT TO PS CAP (SUM, LINES 33-36)		390,571.00
38 PERCENT FUNDS OBLIGATED FOR PS ACTIVITIES (LINE 33/LINE 37)		14.58%
PART V: PLANNING AND ADMINISTRATION (PA) CAP		
39 DISBURSED IN DUES FOR PLANNING/ADMINISTRATION		49,913.00
40 PA UNLIQUIDATED OBLIGATIONS AT END OF CURRENT PROGRAM YEAR		0.00
41 PA UNLIQUIDATED OBLIGATIONS AT END OF PREVIOUS PROGRAM YEAR		0.00
42 ADJUSTMENT TO COMPUTE TOTAL PA OBLIGATIONS		0.00
43 TOTAL PA OBLIGATIONS (LINE 39 + LINE 40 + LINE 41 + LINE 42)		49,913.00
44 ENLIGHMENT GRANT		333,127.00
45 PRIOR YEAR PROGRAM INCOME		29,010.42
46 ADJUSTMENT TO COMPUTE TOTAL SUBJECT TO PA CAP		0.00
47 TOTAL SUBJECT TO PA CAP (SUM, LINES 43-46)		412,050.42
48 PERCENT FUNDS OBLIGATED FOR PA ACTIVITIES (LINE 43/LINE 47)		12.00%



LINE 17 DETAIL: ACTIVITIES TO CONSIDER IN DETERMINING THE AMOUNT TO ENTER ON LINE 17
 Report returned no data.

LINE 18 DETAIL: ACTIVITIES TO CONSIDER IN DETERMINING THE AMOUNT TO ENTER ON LINE 18
 Report returned no data.

LINE 19 DETAIL: ACTIVITIES INCLUDED IN THE COMPUTATION OF LINE 19

Plan Year	IDIS Project	IDIS Activity	Voucher Number	Activity Name	Matrix Code	National Objective	Drawn Amount
2017	14	986	6170055	Sidewalks	03I	L9A	\$6,574.58
2017	14	956	6173033	Sidewalks	03L	L9A	\$4,902.00
					03L	Matrix Code	\$66,479.38
2017	12	934	6163720	Neighborhoods Tree	04	L9C	\$2,675.00
2017	12	914	6173011	Neighborhoods Tree	04	L9C	\$2,735.00
					04	Matrix Code	\$6,425.00
2017	0	931	6163729	Maine Keys	05A	L9C	\$2,200.00
					05A	Matrix Code	\$8,200.00
2017	8	931	6189358	HC - Transportation	05F	L9C	\$ 20.00
					05F	Matrix Code	\$120.00
2017	6	929	6139006	HC - Rental	05Q	L9C	\$21,236.31
2017	6	928	6139806	HC - Rental	05Q	L9C	\$7,025.62
					05Q	Matrix Code	\$28,261.93
2017	11	953	6189606	Project 66	05W	L9C	\$7,000.00
					05W	Matrix Code	\$2,000.00
2017	7	929	6109005	HC - Medical	06C	L9C	\$1,118.00
2017	10	952	6198006	HC - Sprink	06Z	L9C	\$12,200.00
					06Z	Matrix Code	\$18,618.00
2017	4	926	6108005	HBA	07B	L9H	\$4,585.77
2017	4	926	6135806	HBA	07B	L9H	\$5,320.00
2017	4	920	6163728	HBA	07B	L9H	\$15,488.04
2017	4	926	6173013	HBA	07B	L9H	\$5,000.00
2017	4	926	6192769	HBA	07B	L9H	\$2,000.00
					07B	Matrix Code	\$38,333.81
2017	3	925	6109055	Housing Rehab	14A	L9H	\$3,049.08
2017	3	925	6109905	Housing Rehab	14A	L9H	\$1,815.00
2017	3	925	6163727	Housing Rehab	14A	L9H	\$1,813.64
2017	3	925	6173005	Housing Rehab	14A	L9H	\$20,000.00
2017	3	925	6192768	Housing Rehab	14A	L9H	\$70,628.20
					14A	Matrix Code	\$155,606.20
2017	2	924	6109005	Rehab Admin	14F	L9H	\$8,301.00
2017	2	924	6109906	Rehab Admin	14F	L9H	\$5,108.00
2017	2	924	6152725	Rehab Admin	14H	L9H	\$5,913.56
2017	2	924	6173003	Rehab Admin	14H	L9H	\$3,560.00
2017	2	924	6192768	Rehab Admin	14H	L9H	\$11,646.85
					14H	Matrix Code	\$38,618.50
Total							\$562,763.59

LINE 27 DETAIL: ACTIVITIES INCLUDED IN THE COMPUTATION OF LINE 27

Plan Year	IDIS Project	IDIS Activity	Voucher Number	Activity Name	Matrix Code	National Objective	Drawn Amount
2017	8	931	6163729	Maine Keys	05A	L9C	\$8,200.00
					05A	Matrix Code	\$8,200.00
2017	8	931	6189358	HC - Transportation	05F	L9C	\$ 20.00
					05F	Matrix Code	\$120.00



Office of Community Planning and Development
 U.S. Department of Housing and Urban Development
 Integrated Disbursement and Information System

DATE: 11-20-18
 TIME: 11:35
 PAGE: 3

PR26 - CDBG Financial Summary Report
 Program Year 2017
 ETMIND, OK

Plan Year	IDIS Project	IDIS Activity	Voucher Number	Activity Name	Matrix Code	National Objective	Drawn Amount
2017	6	928	6119155	HC - Rental	05Q	LMC	\$2,230.31
2017	6	928	6139526	HC - Rental	05Q	LMC	\$7,125.89
2017	7	933	6139976	Project F6	05Q	Matrix Code	\$28,262.00
					05W	LMC	\$2,000.00
2017	7	929	6109255	HC - Medical	05W	Matrix Code	\$2,000.00
2017	10	932	6139826	UR - Special	05Z	LMC	\$1,700.00
					05Z	Matrix Code	\$18,838.00
Total							\$57,400.00

LINE 37 DETAIL: ACTIVITIES INCLUDED IN THE COMPUTATION OF LINE 37

Plan Year	IDIS Project	IDIS Activity	Voucher Number	Activity Name	Matrix Code	National Objective	Drawn Amount
2017	1	923	6119055	General Admin	21A		\$8,989.25
2017	1	923	6139506	General Admin	21A		\$11,720.91
2017	1	923	6163729	General Admin	21A		\$9,000.42
2017	1	923	6173033	General Admin	21A		\$4,479.62
2017	1	923	6192768	General Admin	21A		\$4,626.57
					21A	Matrix Code	\$37,815.00
2017	5	927	6163729	MHC	21D		\$5,645.00
2017	5	927	6173033	MHC	21D		\$5,665.00
					21D	Matrix Code	\$12,000.00
Total							\$49,815.60