

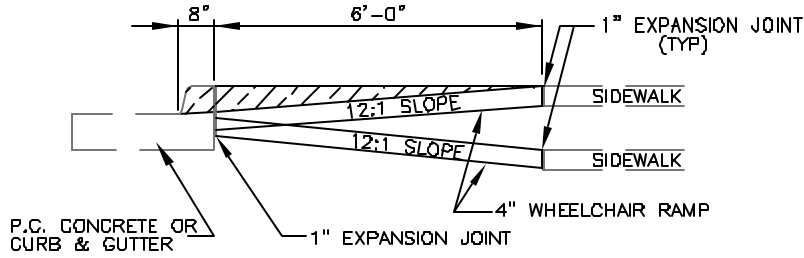
## GENERAL NOTES

1. EXCAVATION, BACKFILL, EXPANSION JOINT MATERIAL, SEALERS, AND OTHER RELATED MISCELLANEOUS ITEMS WILL NOT BE PAID FOR SEPARATELY, BUT THE COST THEREOF SHALL BE INCLUDED IN THE COST OF 4" CONCRETE SIDEWALK.
  2. 1/2" x 4" PREMOLDED EXPANSION JOINT MATERIALS AROUND POWER POLES OR OTHER STRUCTURES IN WALK.
  3. USE 1" x 4" PREMOLDED EXPANSION JOINT AT CURB IF SIDEWALK ABUTS OBJECT ON PROPERTY LINE.
  4. EXPANSION JOINTS MAXIMUM DISTANCE = 50'-0", USE 1" x 4" PREMOLDED EXPANSION JOINT MATERIAL.
  5. CONTRACTION JOINTS MAXIMUM DISTANCE = 21'-0", SAW CUT 2" DEEP AND FILL WITH HOT POURED SEALER.
  6. SAW CUT JOINTS WITHIN 24 HOURS.
  7. AT DRIVEWAY LOCATIONS, THE SIDEWALK SHALL BE CONSTRUCTED TO BE WHEELCHAIR ACCESSIBLE.
  8. THERE WILL BE NO DEDUCTION IN PAYMENT FOR CONCRETE CURBS AND GUTTER AND/OR INTEGRAL CURB FOR THE LENGTH OF THE DEPRESSED CURB.
  9. RAMP DIMENSIONS SHOWN ARE BASED ON A CURB HEIGHT OF 6". THE DIMENSIONS SHOULD BE ADJUSTED FOR OTHER CURB HEIGHTS. THE MAXIMUM PERMISSIBLE SLOPES OF THE WHEELCHAIR RAMPS ARE 12:1.
  10. SURFACE TEXTURE OF THE RAMP SHALL BE THAT OBTAINED BY A COARSE BROOMING TRANSVERSE TO THE SLOPES OF THE RAMP.
  11. DRAINAGE STRUCTURES SHALL NOT BE PLACED IN LINE WITH THE RAMPS.
  12. THE NORMAL GUTTER LINE PROFILE SHALL BE MAINTAINED THROUGH THE AREA OF THE RAMP.
  13. WHEELCHAIR RAMPS SHOULD BE LOCATED SO THAT THE RAMP WILL BE ON THE TRAFFIC APPROACH SIDE OF ANY OBSTACLE.
  14. WHEELCHAIR RAMPS SHOULD BE BUILT AS SHOWN ON THE PLANS OR AS DIRECTED BY THE ENGINEER. THE TYPE OF RAMP WILL BE DESIGNATED ON THE PLANS. IF A RAMP IS TO BE CONSTRUCTED AS A COMBINATION OF TWO TYPES, i.e., ONE SIDE TYPE A AND ONE SIDE TYPE B, THE RAMP SHALL BE DESIGNATED TYPE A-B.
  15. WHEELCHAIR RAMPS REQUIRED ON ALL NEW CONSTRUCTION AND AT LOCATIONS WHERE EXISTING SIDEWALKS ARE TO BE REPLACED.
- ▲ RAMP SLOPES SHALL BE 20:1 WHENEVER RIGHT-OF-WAY ALLOWS. IN NO CASE SHALL RAMPS EXCEED THE MAXIMUM OF 12:1.

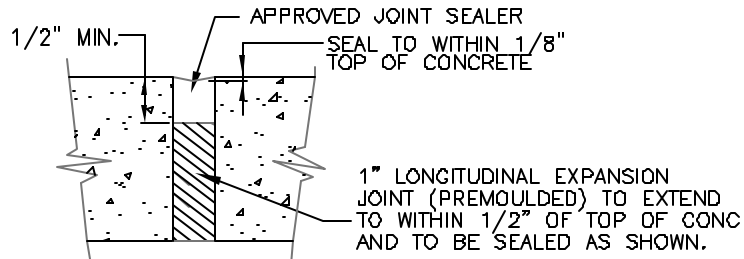
15-EDMONTON-CITY-ENGINEERING-DEPT. 11.18.18 2:55 PM MURPHY

REVISIONS	ND.	DATE	ITEM CHANGED		SIDEWALKS
				<h1 style="margin: 0;">GENERAL NOTES</h1>	
<b>CITY OF EDMOND</b>					
<b>ENGINEERING DEPARTMENT</b>					SPECIFICATION NO. 610
<b>CONSTRUCTION STANDARDS</b>					SW-01 PAGE 61





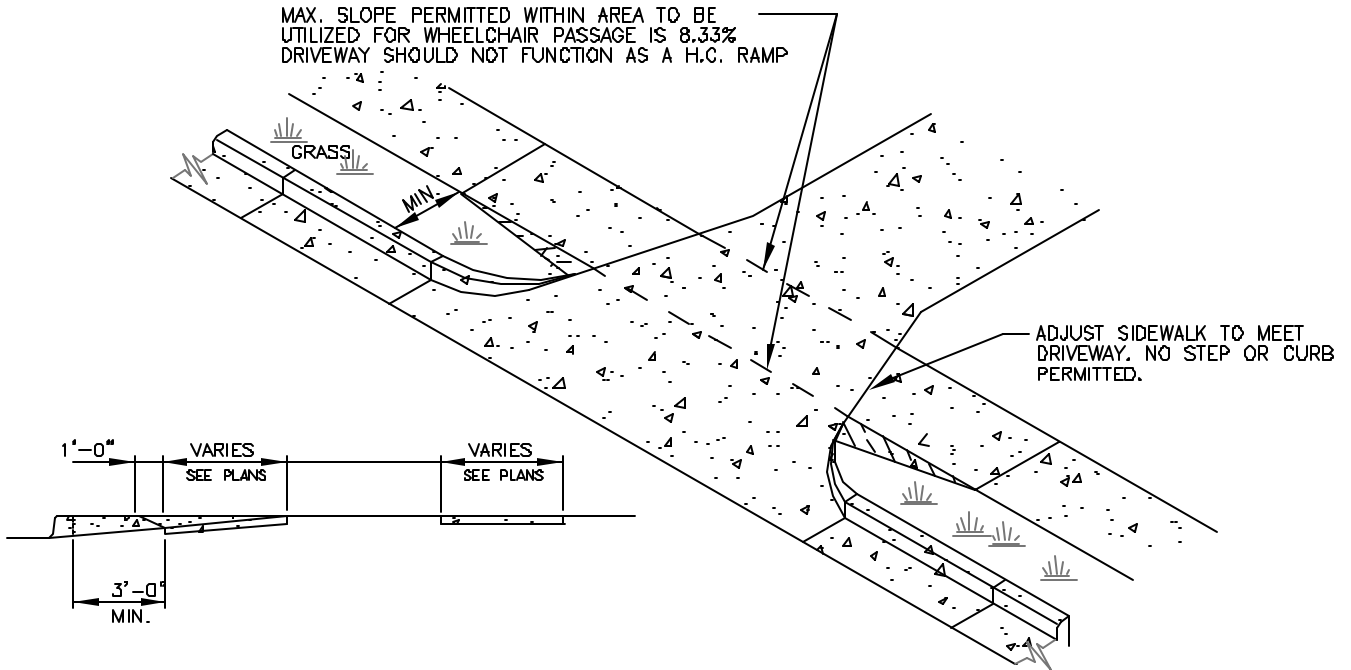
WHEELCHAIR RAMP PROFILE



1" EXPANSION JOINT

JOINT FILLER AND SEALER SHALL CONFORM TO CITY OF EDMOND STANDARD SPECIFICATIONS

MAX. SLOPE PERMITTED WITHIN AREA TO BE UTILIZED FOR WHEELCHAIR PASSAGE IS 8.33% DRIVEWAY SHOULD NOT FUNCTION AS A H.C. RAMP



REVISIONS	NO.	DATE	ITEM CHANGED

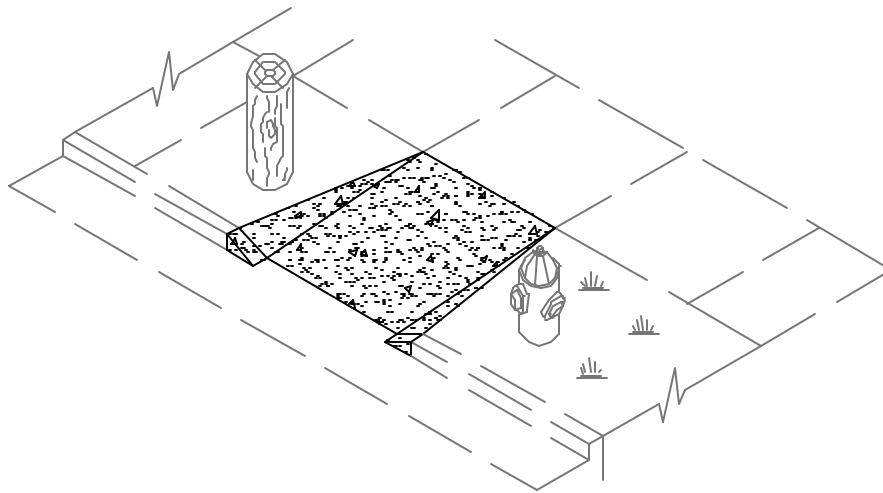
**CITY OF EDMOND**  
 ENGINEERING DEPARTMENT  
 CONSTRUCTION STANDARDS

**WHEELCHAIR RAMP**

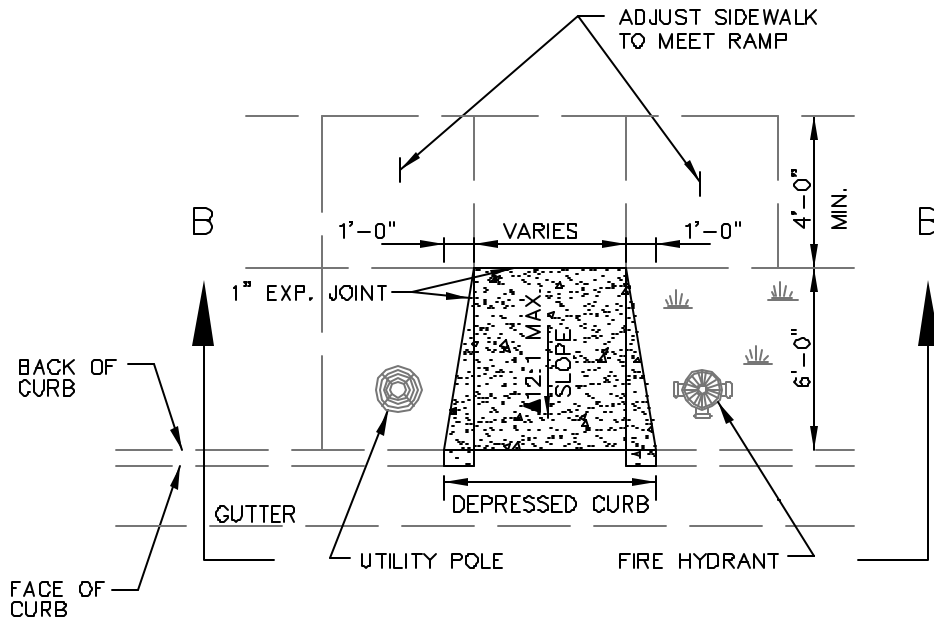
<b>SIDEWALKS</b>	
SPECIFICATION NO. 610	
SW-03	PAGE 63

CITY OF EDMOND, OKLA. DEPT. OF PUBLIC WORKS  
 1717 NORTH 10TH STREET, SUITE 100  
 EDMOND, OKLA. 73119

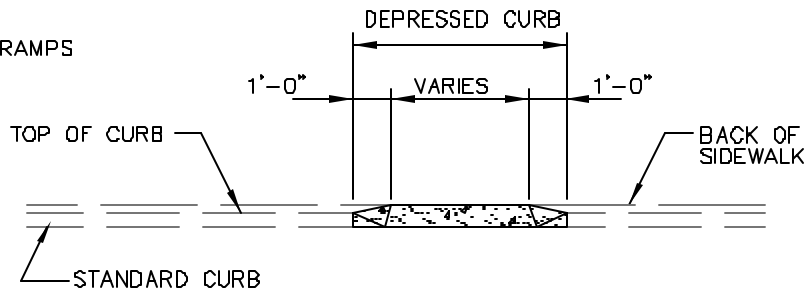




TYPE "B"



NOTE:  
4" CUSHION OF 3/8"  
AGGREGATE ON ALL RAMPS



SECTION B-B

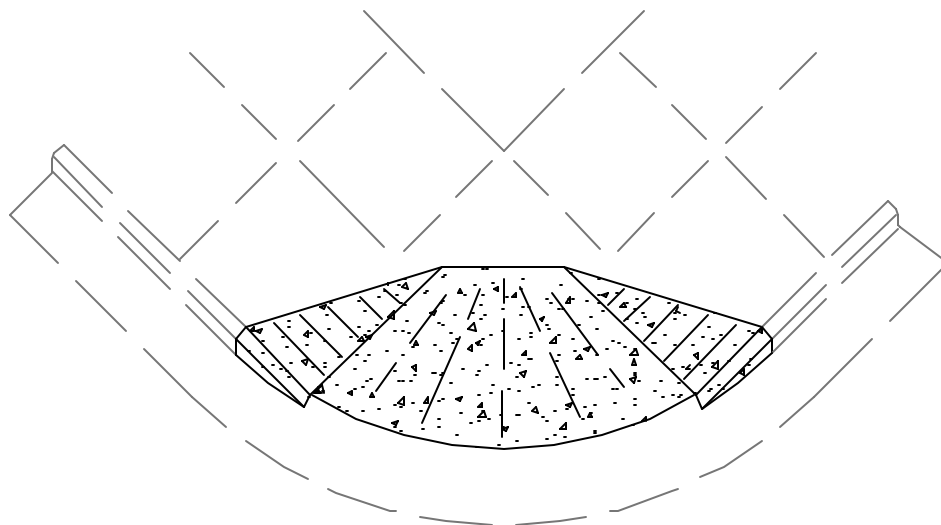
LAST MODIFIED: 01/20/2011 10:58 AM  
 DESIGNED BY: J. B. BROWN  
 CHECKED BY: J. B. BROWN  
 DATE: 01/20/2011 10:58 AM  
 PROJECT: 17.1088 200 PM - 1088

REVISIONS	NO.	DATE	ITEM CHANGED

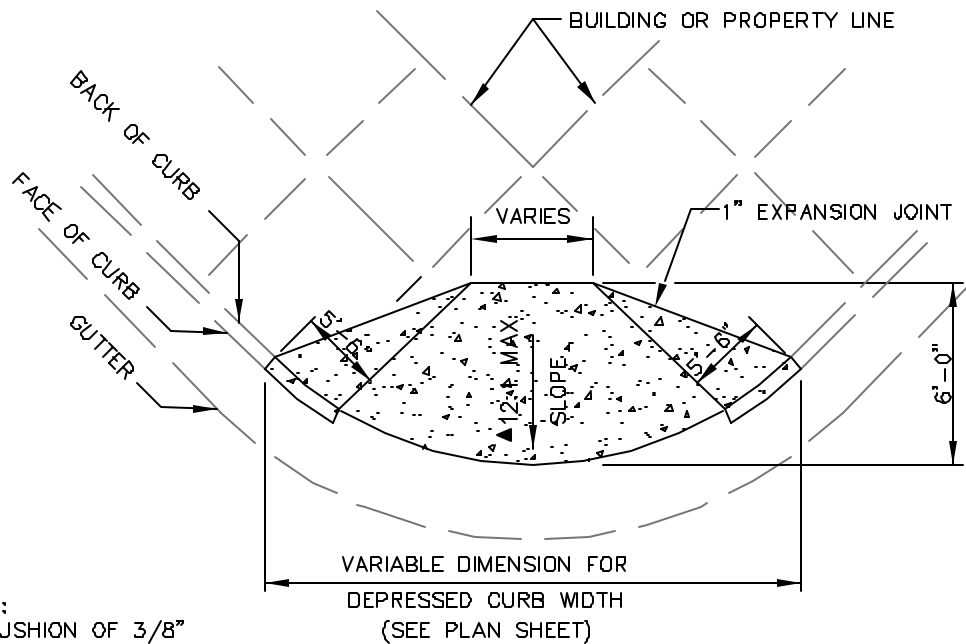
**CITY OF EDMOND**  
 ENGINEERING DEPARTMENT  
 CONSTRUCTION STANDARDS

**TYPE "B"**  
**WHEELCHAIR RAMPS**

<b>SIDEWALKS</b>	
SPECIFICATION NO. 610	
SW-05	PAGE 65



ON ALL INTERSECTIONS WHERE DRAINAGE STRUCTURES DO NOT INTERFERE AND DRAINAGE IS SATISFACTORY, TYPE "C" WHEELCHAIR RAMPS SHALL BE CONSTRUCTED.



NOTE:  
4" CUSHION OF 3/8"  
AGGREGATE ON ALL RAMPS

TYPE "C"

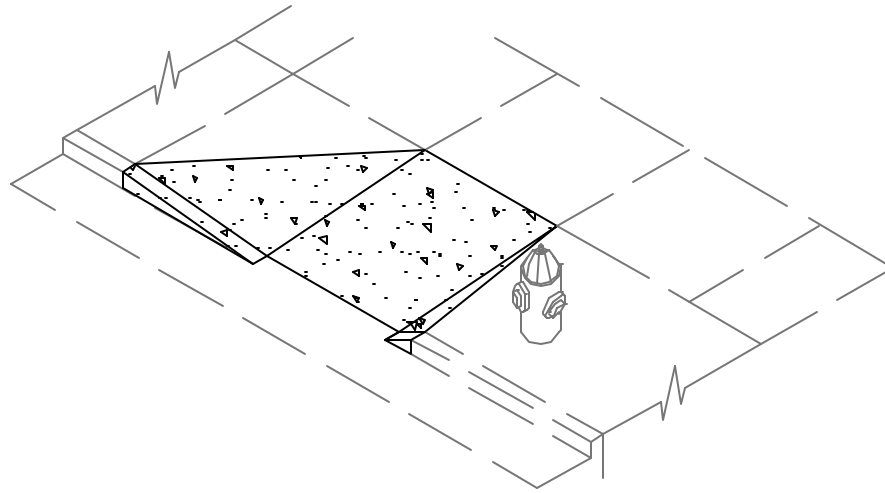
CITY OF EDMOND, OKLAHOMA  
 ENGINEERING DEPARTMENT  
 1717 NORTH 23RD AVENUE

REVISIONS	NO.	DATE	ITEM CHANGED

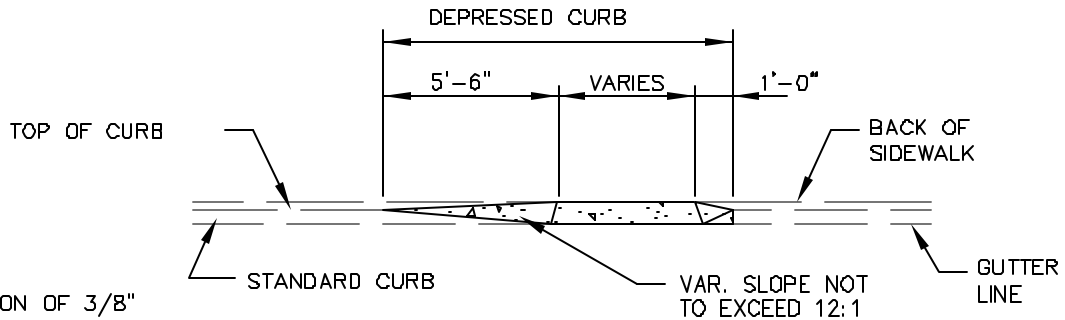
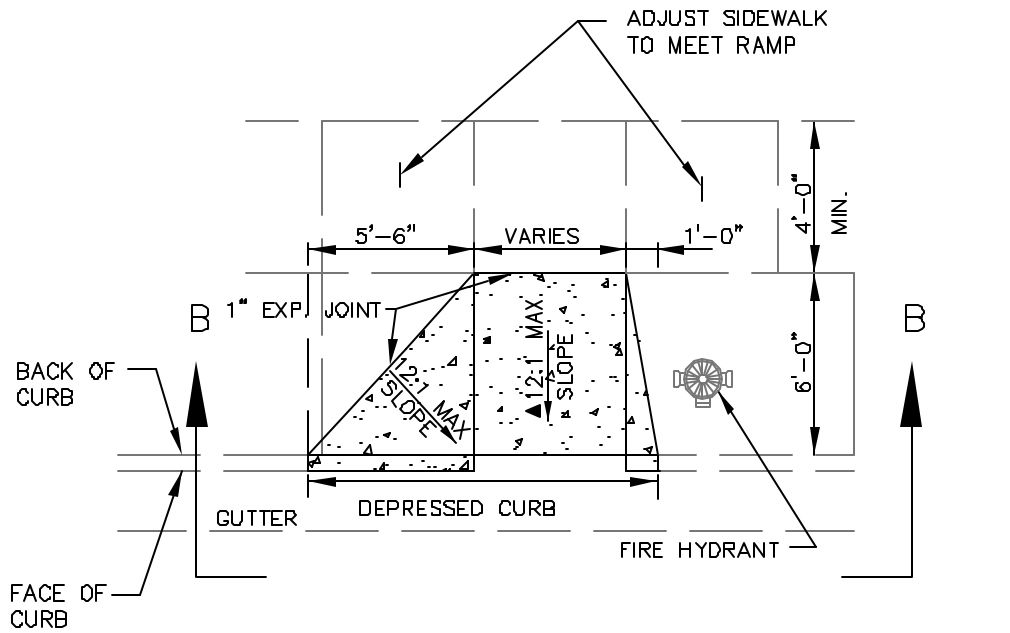
**CITY OF EDMOND**  
 ENGINEERING DEPARTMENT  
 CONSTRUCTION STANDARDS

**TYPE "C"**  
**WHEELCHAIR RAMPS**

**SIDEWALKS**  
 SPECIFICATION NO. 610  
 SW-06 PAGE 66



TYPE "AB" MODIFIED  
(BASED ON 6" CURB HEIGHT)



NOTE:  
4" CUSHION OF 3/8"  
AGGREGATE ON ALL RAMPS

SECTION B-B

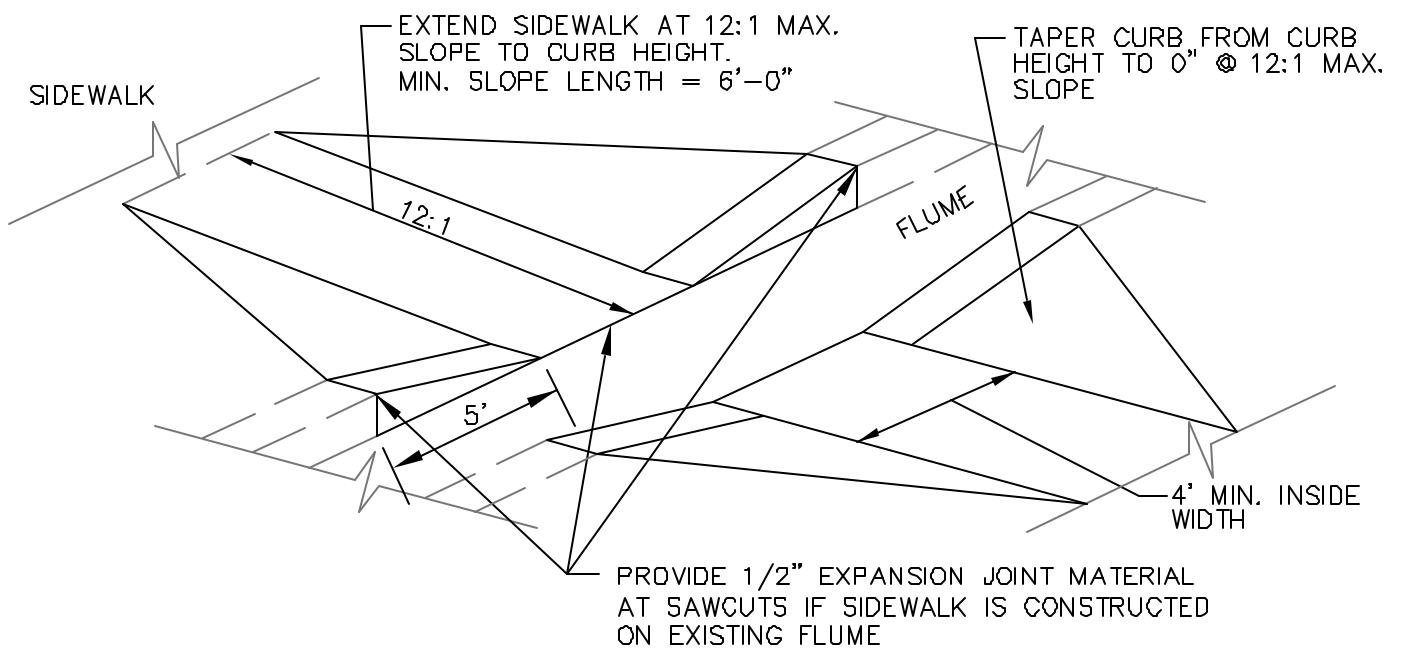
15-EDMONTON-CURBWORK-00001-A (REV. 07/2016)  
 DEPT. 17, 18& 200 PM, INDOOR

REVISIONS	NO.	DATE	ITEM CHANGED

**CITY OF EDMOND**  
ENGINEERING DEPARTMENT  
CONSTRUCTION STANDARDS

**TYPE "AB" MODIFIED**  
**WHEELCHAIR RAMPS**

<b>SIDEWALKS</b>	
SPECIFICATION NO. 610	
SW-07	PAGE 67



SIDEWALK RAMP AT FLUME CROSSING

CITY OF EDMOND, OKLA. ENGINEERING DEPARTMENT  
 1721 18th Ave. S.W. NORMAN, OKLA. 73061

REVISIONS	NO.	DATE	ITEM CHANGED

**CITY OF EDMOND**  
 ENGINEERING DEPARTMENT  
 CONSTRUCTION STANDARDS

**THROUGH FLUME  
 WHEELCHAIR RAMPS**

<b>SIDEWALKS</b>	
SPECIFICATION NO. 610	
SW-08	PAGE 67A